



5110 Atlantic Ave. Raleigh, NC 27616  
1-800-790-1635 | AmeriGlide.com

### 1. GENERAL INFORMATION

#### 1.1 Dealer Information

Date (MM/DD/YY) \_\_\_\_\_  
 Dealer # \_\_\_\_\_  
 PO # \_\_\_\_\_  
 Dealer \_\_\_\_\_  
 \_\_\_\_\_  
 Phone \_\_\_\_\_  
 Email \_\_\_\_\_

#### 1.2 Accounts Payable Contact

Name \_\_\_\_\_  
 Phone \_\_\_\_\_

#### 1.3 Reference

Job Name \_\_\_\_\_

#### 1.4 Shipping Information

Shipping costs varies on location, volume and method of shipment.

Freight Collect - Pay freight line direct for shipping cost  
 Pre-Paid Freight - Adds cost to your order  
 Customer Pick Up  
 Ship to \_\_\_\_\_

Due to continually evolving product and installation codes and variations in codes among jurisdictions, certain standard features and product options may not apply to every order. AmeriGlide's authorized dealers are required to ensure that installation of each elevator complies with all local regulations and code requirements governing the installation and use of elevators for the municipality in which they are installed. AmeriGlide strongly recommends that customers consult with their local authority to ensure that their elevator features and the installation of their elevator meets regulations and code requirements for their jurisdiction.

#### Standard Features Include:

##### Mechanical:

- Travel to 14' (max 21')
- Capacity: 400 lbs
- Extruded aluminum track
- Dual winding cable drums with 1/4" aircraft cables

##### Car:

- Finish: RAL 9002 powder coated with clear vision panels
- Configuration: Front entry, side entry or straight-thru
- Fold down seat
- Telephone
- Sliding car door with clear visions panels

##### Controls:

- Battery powered
- Battery charger
- Controller: Circuit board
- Constant pressure push button operation
- Key Switch
- RF wireless call stations
- RF wireless key fob
- Diagnostic indicator

##### General:

- Speed: 10 fpm
- Maximum number of stops: 2
- Data plates and capacity tags

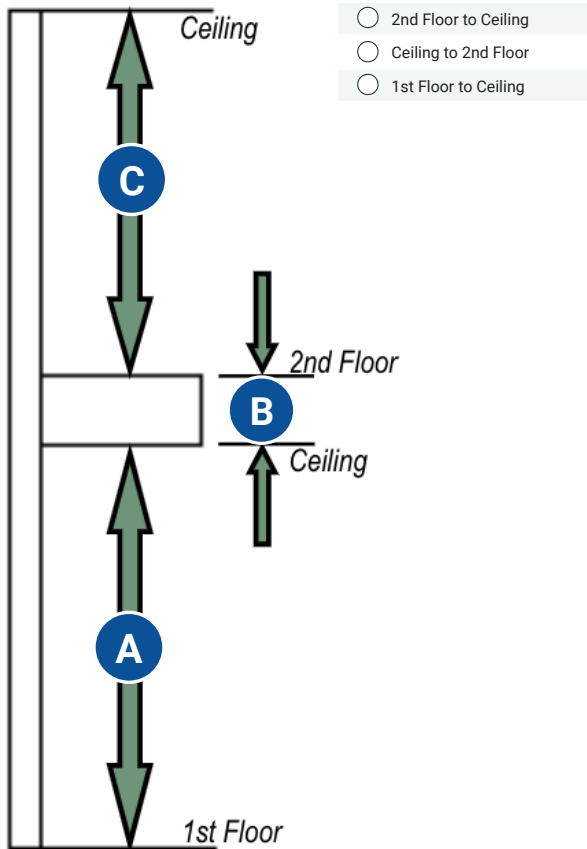
##### Safety Devices:

- Limit switches at each stop
- Final limit at top
- Emergency stop
- Car door switch
- Residential Honeywell car door interlock
- Hatch cover with sensors
- Safety pan on bottom of car
- Slack cable device

##### Limited Warranty:

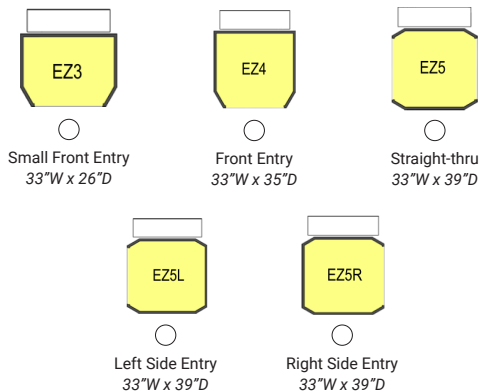
- 1 year: batteries
- 2 years: parts
- 3 years: drive train / circuit board

### 2. Measurements

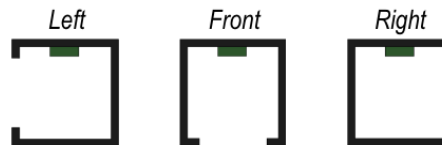


### 3. Car Configuration

Choose your car configuration from the illustrations below. Select one option.



### 4. Door Openings per Floor



2nd Floor	<input type="radio"/>	<input type="radio"/>	<input type="radio"/>
1st Floor	<input type="radio"/>	<input type="radio"/>	<input type="radio"/>

### 5. Optional Equipment

- Top Landing Gate
  - RH Swing     LH Swing
- Semi-Free Standing Rail
  - Full     Top Only     Bottom Only
- State Code Compliance Package  
*(includes Z97.1 labels, rope tags, wiring for remote disconnect by others, car mounted lockable disconnect)*
- Washington State Compliance Package
- Key Switch on Call Stations
- Custom Color RAL Powder Coating      RAL Color # \_\_\_\_\_  
*Adds to lead time. Requires approval of samples.*
  - Elevator Car     Track / Header     Top Landing Gate

Special Requirements: \_\_\_\_\_

\_\_\_\_\_

\_\_\_\_\_

\_\_\_\_\_

**Note:** Wheelchairs come in a variety of sizes. Be sure to check the size and weight of the wheelchair being used before deciding on any elevator or lift to assure choice of model will provide the space and load capacity needed.

**Codes:** While AmeriGlide builds all elevators to meet ASME A17.1, Part 5.3, Residential Elevator Standards when installed correctly, some states, cities and/or counties implement local codes that override these standards. Always check with the local authority having jurisdiction to verify the codes that must be adhered to in your location.